



Net weight 6,5 Kg - Box vol. 0,23 m³

FOAMED SHELL KELLY CLOSED BACKREST - cod. 5A4281202

Structure:

Single-shell body in flexible fire-retardant polyurethane, cold-foamed, average density 60-70 kg/m³. Internal frame in steel tubing of various sizes.


Upholstery:

Upon request, the product can be upholstered with customer-supplied fabric. Fabric consumption 1.7 linear metres - width 1.40 m.

Package:

Box dimensions W 62 x D 66 x H 56 cm
Pieces per box 1
Net weight 6.5 kg
Boxes per pallet 8 pcs
Dimensions W 80 x D 124 x H 239 cm (2.37 m³)

Bases:



cod. 4T6332050



cod. 4T6332040



cod. 4L0962000



cod. 1T3002000



cod. 1T3012000



cod. 1T3032000



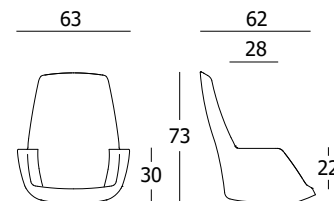
cod. 1T3022000



cod. 1T3112000



cod. 1T3102000



Net weight 8,2 Kg - Box vol. 0,37 m³

EXECUTIVE KELLY ARMCHAIR CLOSED BACKREST - cod. 5A6431201

Structure:

Single-shell body in flexible fire-retardant polyurethane, cold-foamed, average density 60-70 kg/m³. Internal frame in steel tubing of various sizes.

Upholstery:

Upon request, the product can be upholstered with customer-supplied fabric. Fabric consumption 2.2 linear metres - width 1.40 m.

Package:

Box dimensions W 63 x D 69 x H 84 cm
Pieces per box 1
Net weight 8.2 kg
Boxes per pallet 6 pcs
Dimensions W 80 x D 126 x H 267 cm (2.69 m³)

Bases:

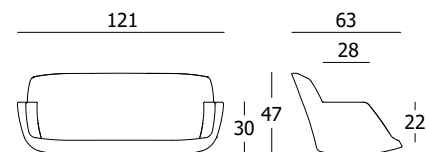


cod. 1T3092000

cod. 1T3082000

cod. 1T3052000

cod. 1T3042000



Net weight 14,2 Kg - Box vol. 0,6 m³

KELLY SOFA - CLOSED BACKREST - cod. 5A6101201

Structure:

Single-shell body in flexible fire-retardant polyurethane, cold-foamed, average density 60-70 kg/m³. Internal frame in steel tubing of various sizes.

Upholstery:

Upon request, the product can be upholstered with customer-supplied fabric. Fabric consumption 2.8 linear metres - width 1.40 m..

Package:

Box dimensions W 80 x D 125 x H 60 cm
Pieces per box 1
Net weight 14.2 kg
Boxes per pallet 4 pcs
Dimensions W 80 x D 125 x H 255 cm (2.55 m³)

Bases:



cod. 4T6322050



cod. 4T6322040



cod. 4L0952000